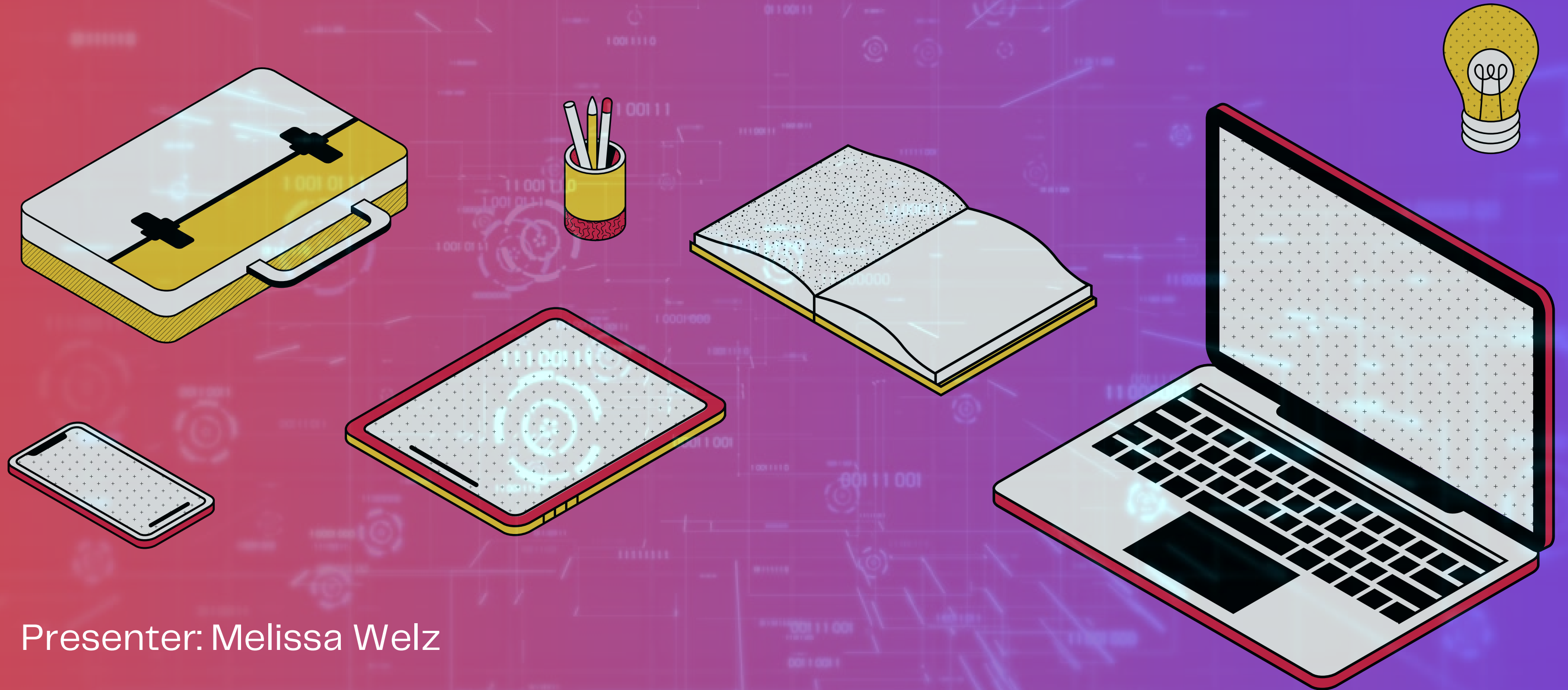


ETHICAL PRACTICES IN TECHNOLOGY

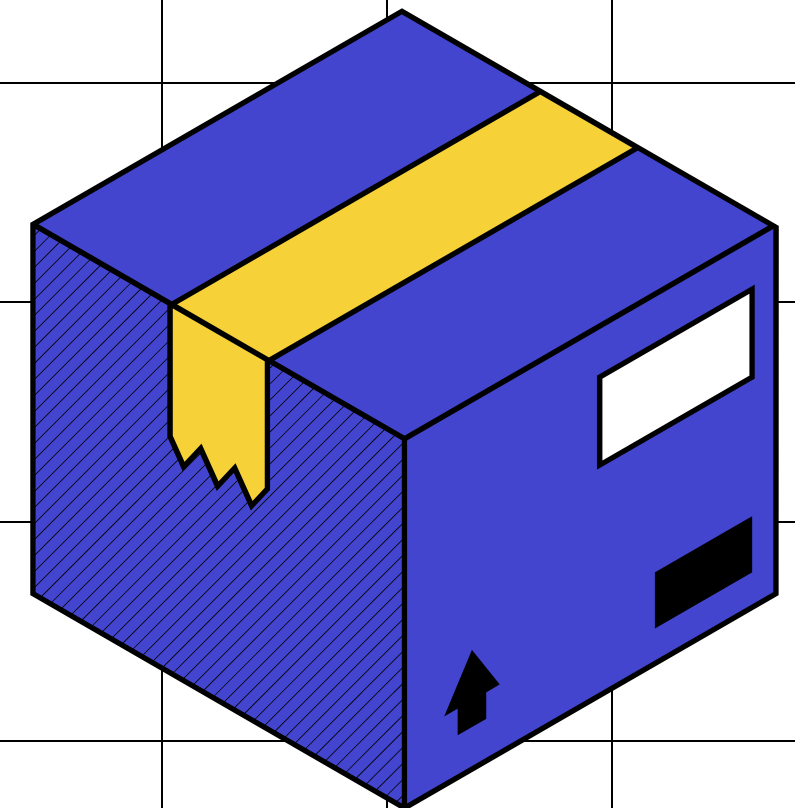

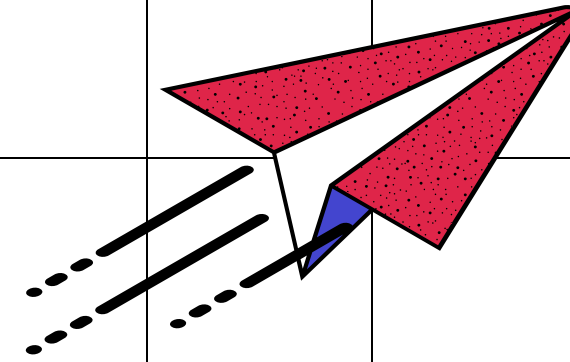

A TRAINING FOR VISUAL AND PERFORMING ARTS EDUCATORS





Presenter: Melissa Welz

WELCOME EDUCATORS!

Times have changed, but our values have not.





It's something both learned and earned.




**RESPECT IS A
TWO-WAY STREET**

VALUES ONLINE APPLY OFFLINE, AND VICE VERSA

- Online etiquette is based on face-to-face behavior. How you behave in the virtual world reflects how you act in real life.
- In the same way, what you learn online can be applied offline. Values transcend the screen.





HOW NETIQUETTE AFFECTS LEARNING

Creates a safe space

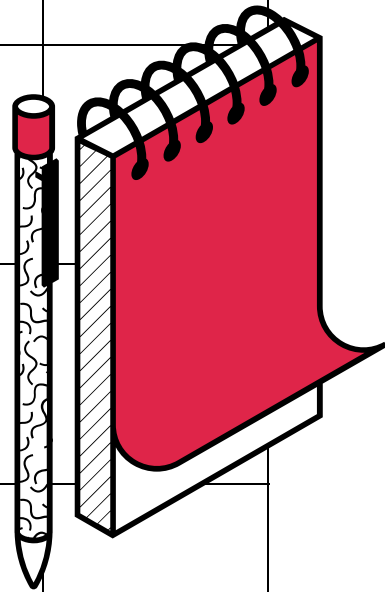
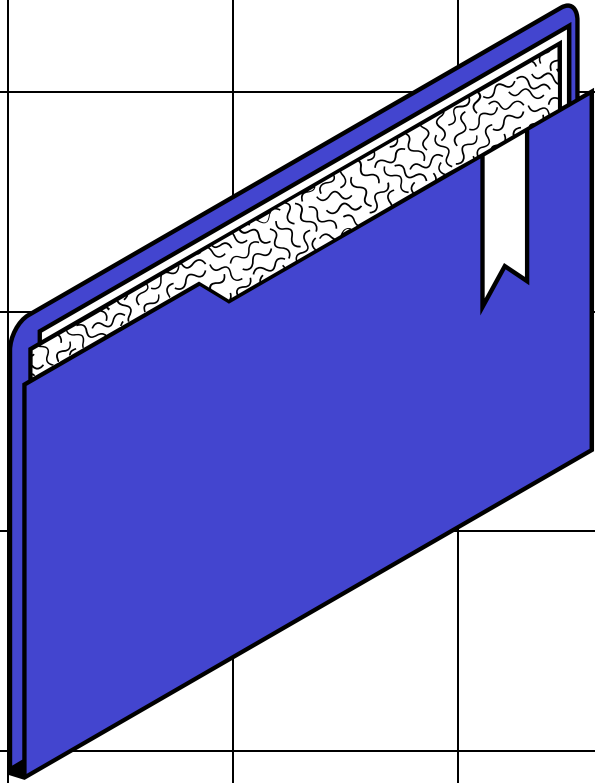

Mutual respect forms a supportive environment where everyone feels confident and valued.

Ensures effective teaching

Online etiquette facilitates the efficient and successful delivery of lessons.

Maximizes time together


It also prevents distractions and confusion, so teachers and students can use their time well.



DIFFERENT BUT THE SAME

Classroom communication has changed

Online interactions may at times lack context, or the benefit of facial or body language cues. That said, the same goal remains: efficient communication.



Today's virtual classroom.

Platforms have replaced blackboards,
but the main principles remain.




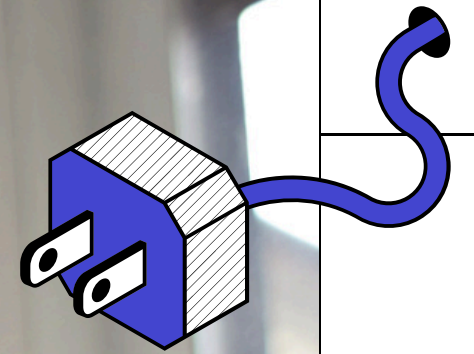


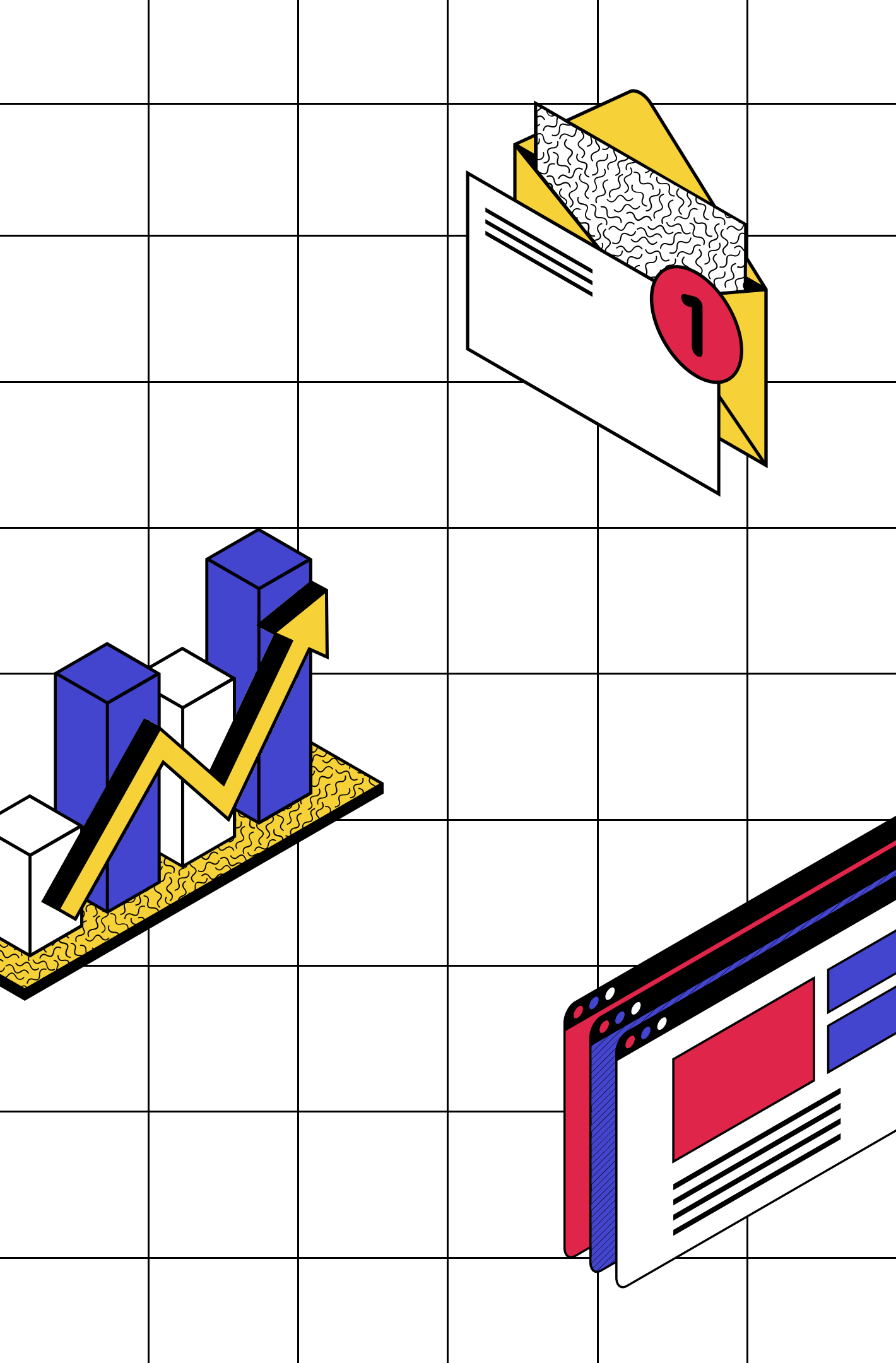
NETIQUETTE 101

Promoting good manners in the virtual classroom

TIP 1: TEACH VALUES BEFORE RULES.

People are more likely to follow rules that make sense. Explain the principles before making pronouncements.





TIP 2: PRACTICE WHAT YOU PREACH.

Teaching by example is far more effective than disciplinary action. Students watch your actions as much as they listen to your words.

A culture of respect develops when teachers, students and peers all actively practice it. The key word is "mutual."

TIP 3: SPELL IT OUT.

State the rules clearly


Define and articulate guidelines for online etiquette.


Offer incentives

Reward good behavior.

Describe the consequences

Ensure swift disciplinary action for violations.





TIP 4: MAKE IT A TEAM EFFORT

Teachers and students must work together

As we all adjust to meet the challenges of online classes, cooperation and collaboration will be key.



Netiquette Explained

An overview of online classroom
etiquette in infographics

**KNOWLEDGE WILL GIVE YOU POWER,
BUT CHARACTER RESPECT.**



- BRUCE LEE

**The success of our
virtual classroom lies in
our collective hands!**



QUESTIONS? COMMENTS?

Feel free to share your
feedback.



Email Address

hello@reallygreatsite

Mobile Number

123-456-7890

Consultation Hours

4 PM to 6 PM